

HDMI Single cable Extender 60M MANUAL

Please read the product manual carefully before using the product

HDMI Single cable Extender 60M

I. Product Introduction

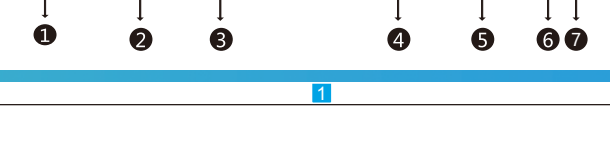
Welcome to use our company high-quality video converter products!

This product has broken the HDMI cable transmission distance limit, HDMI signal can be extended up to 60 meters via cat6 network cable. Widely used in high-definition LCD TV sales show place, data distribution, information release, meeting rooms, schools and various training venues.

II. Connection

- Put the HDMI cable access the [HDMI IN] port of extender, such as: computer, set-top boxes, blu-ray machine and so on have HDMI port equipment, the other end connected to the [HDMI OUT2] signal output device, such as: TV, display. This product has a local output that connects the transmitter [HDMI OUT1] interface of the extender to the display.
- The two end of a cable connected to the transmitter and the receiver respectively "CAT5e / 6e" port.
- Insert the power supply of distribution "DC 5V" port.
- IR remote: IR receiver on extender sender, IR sender on extender receiver.

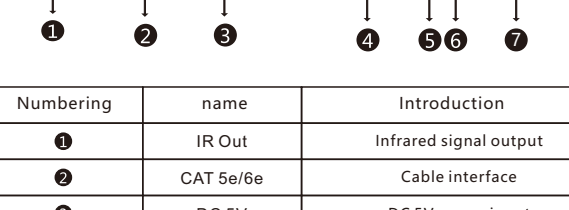
Receiving end



1

Numbering	name	Introduction
①	DC 5V	DC 5V power input
②	HDMI Out2	HDMI Signal output
③	IR In	Infrared signal input
④	EQ	EQ Signal strength adjustment
⑤	CAT 5e/6e	Cable interface
⑥	Power	Power Indicator
⑦	Signal	Tx Signal indicator

transmitting end



Numbering	name	Introduction
①	IR Out	Infrared signal output
②	CAT 5e/6e	Cable interface
③	DC 5V	DC 5V power input
④	HDMI In	HDMI signal input
⑤	HDMI	HDMI Signal input indicator
⑥	Power	Power Indicator
⑦	HDMI Out2	HDMI Local signal loop out

2

III. Basic parameters

- HDMI signal supports signal 3D and HDMI format 1080P@60HZ.
- HDMI signal supports 1920*1080, backward compatible with multiple resolutions;
- Using solution of without compression transmission (bandwidth of 225mhz is adopted) to keep source signal
- Using super 5 or 6 Ethernet cable to extend up to 10 to 60m.
- The product of infrared transmission can control the remote signal source or other equipment.

(Please use the standard 24 AWG, oxygen-free copper wire core that is suitable for super 5 or 6 Ethernet cable. Using crystal head pressing line matched with cable wire core so as to avoid the weaker signal.)

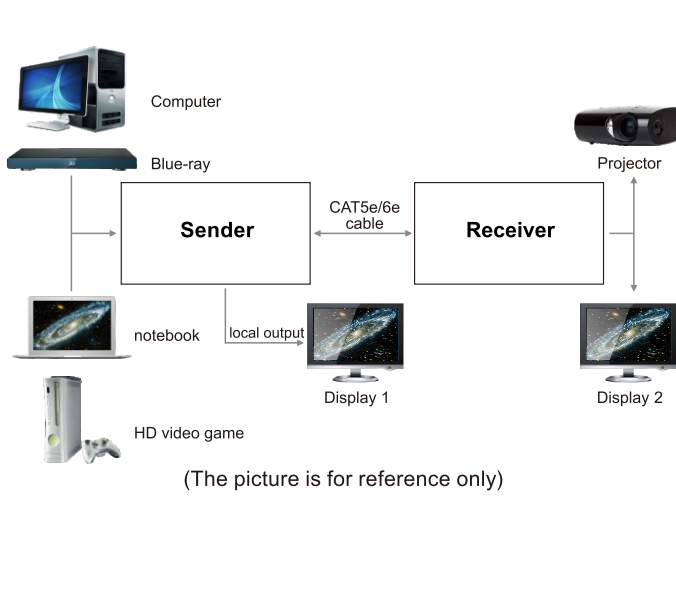
IV. Package and accessories

- HDMI Extender (Transmitter and Receiver)/1 Pair
- 5V/1A Power Adapter / 2 pcs
- IR receiver 1ps (for corresponding models)
- IR sender 1ps (for corresponding models)

Note: Please check the accessories when you open the package, if accessories incomplete, please consult your supplier. (please use our supporting power, if use other power result in product damage, does not belong to the warranty scope.)

3

V. Connection diagram



4

Product Warranty Card

Customer Information

Model:	
Date of purchase:	
User telephone:	
User address:	
Distributor:	
Agency address:	
User telephone:	Dealer stamp valid

Intenance Records

Repair times	Date	Fault	Treatment measures	Repair work NO.

5